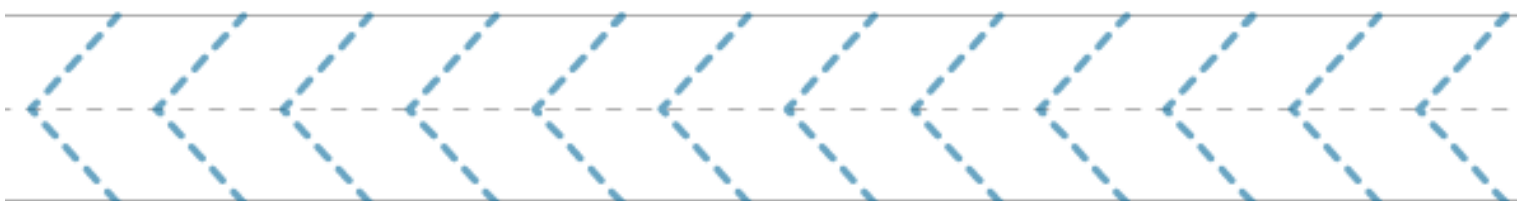
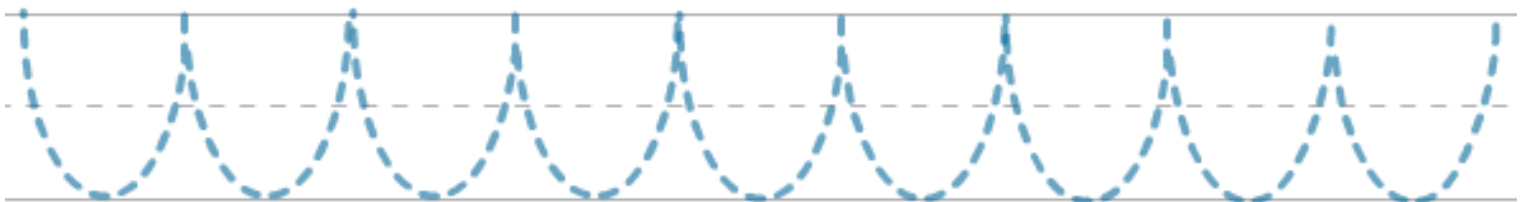
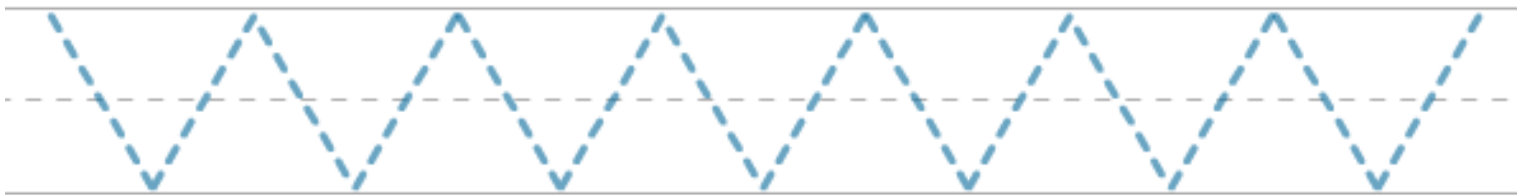
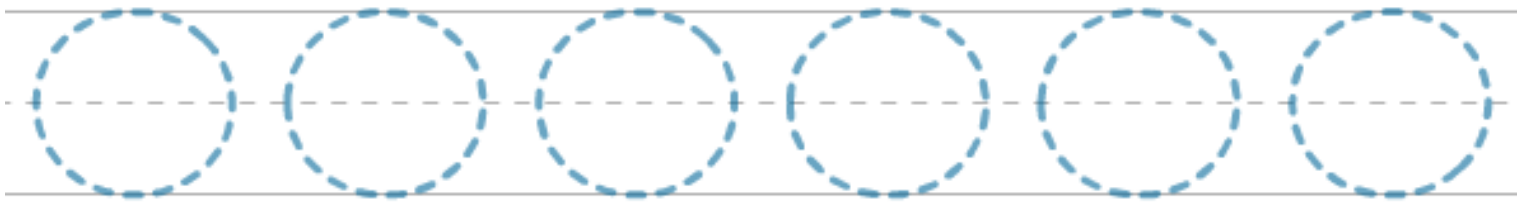
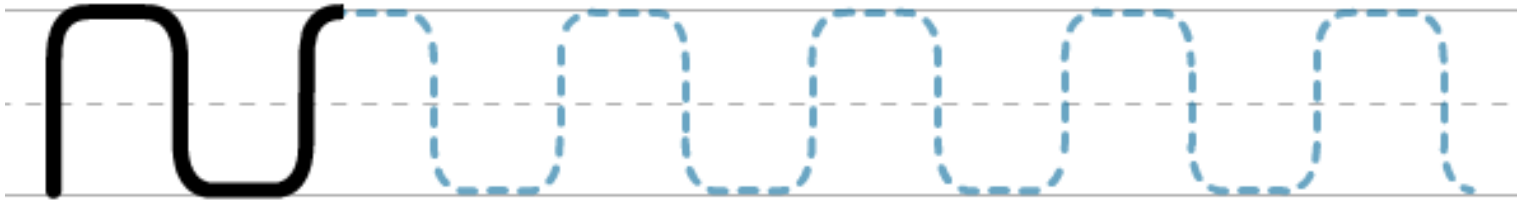




LOYOLA CONVENT SCHOOL, RANCHI
HOLIDAY HOME WORK OF NURSERY (SESSION - 2020-2021)




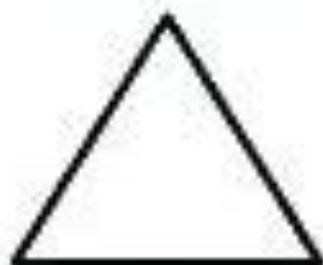
Trace the Pattern.



Name: _____



Learning Shapes

Color. Trace. Connect.



Name: _____

Trace the Pattern



English: (to be done in four line rough copy)

Write capital letters A to Z.

Write small cursive letters a to z.

Hindi: (to be done in two ruled rough copy)

Learn and write Swar varn

Math: (to be done in square line rough copy)

Write numbers 1 to 50.

Learn numbers names 1 to 10.

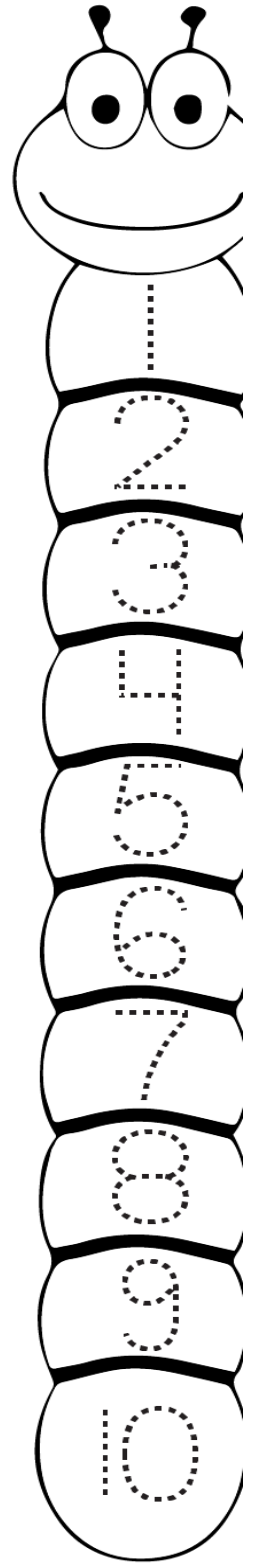
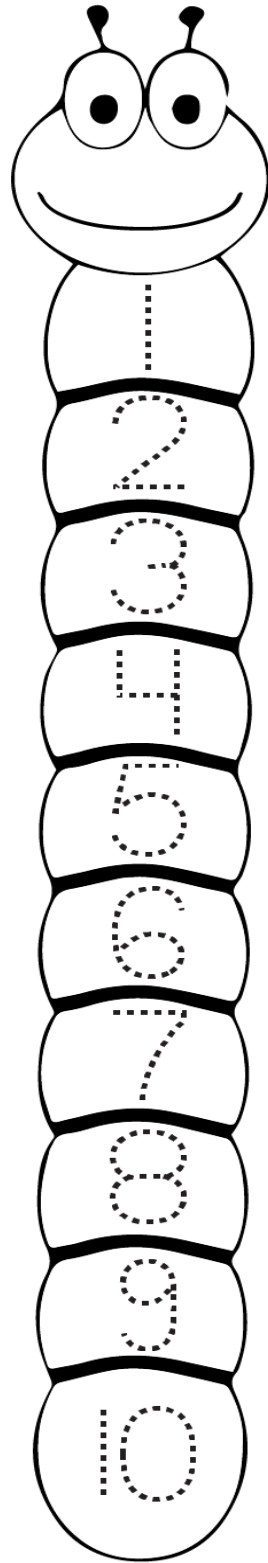
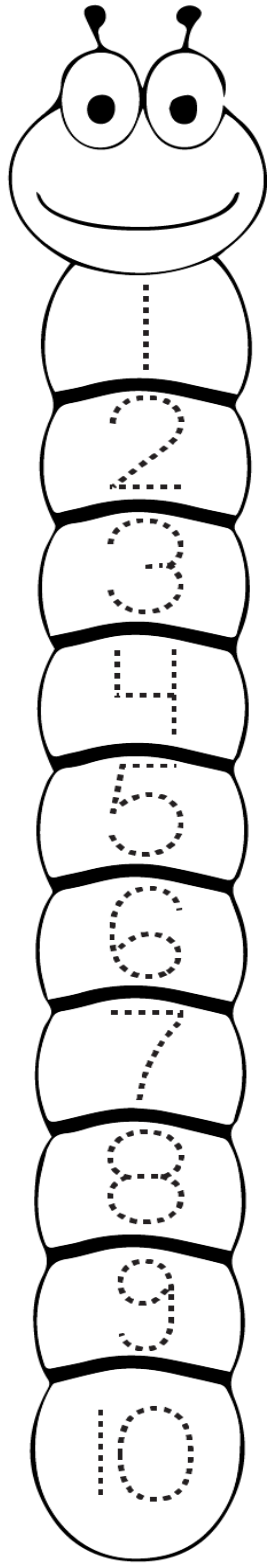
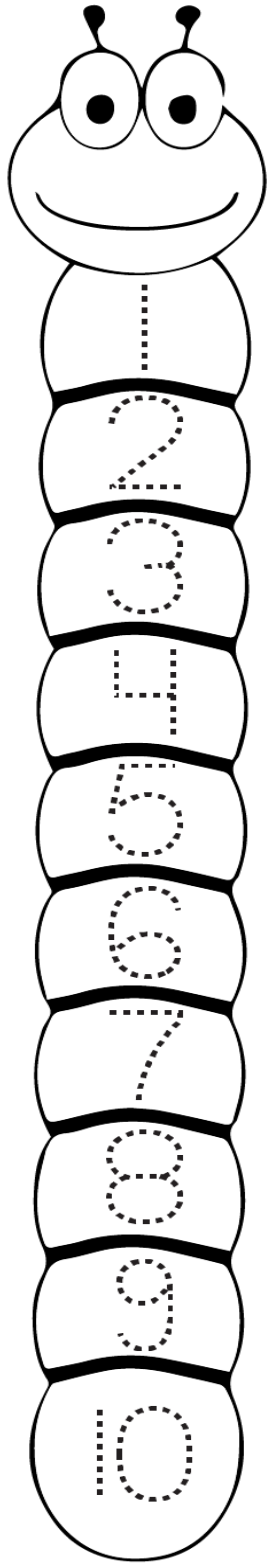
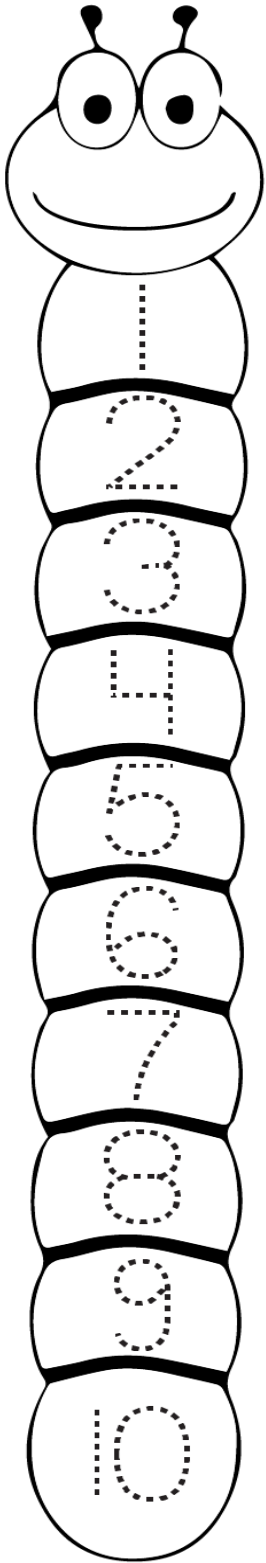
Activity sheet titled "Rainbow Tracing" with a dotted border. In the top right corner, there is a line for "Name _____". The title "Rainbow Tracing" is written in a large, friendly font. Below the title, the directions are: "Directions: Trace the lines of the rainbow. Use colors to make a pattern." The main part of the sheet features a large rainbow shape made of dashed lines, with a star above it also made of dashed lines. At the bottom, the sentence "I see a rainbow." is written in a large, simple font, with the word "rainbow" in a slightly smaller font.

Name _____

Rainbow Tracing











Directions: Trace the lines of the rainbow. Use colors to make a pattern.

I see a rainbow.




Name :

How many birds?


Join the dots

15  1


14 

 2



 13

 3

 12


 4



 11

 5

 6

10 

7 









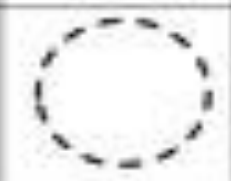

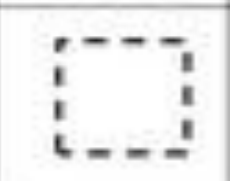






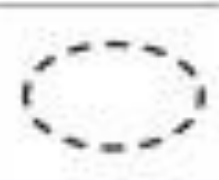





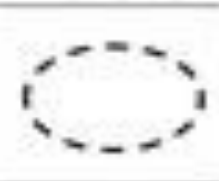
























9 

 8

Colour as instructed



Roll and Trace














					
					
					
					
					
					
					
					

Name: _____

Class: _____

Circle the Matching Letters


a	a	e	e	a	e	e	a
c	c	o	c	c	o	c	o
b	b	d	b	b	d	b	d
e	e	c	e	e	e	c	c
p	p	q	p	p	q	p	q
n	n	h	h	n	n	h	n
i	i	j	i	j	i	j	i
d	d	b	d	d	b	d	b
u	u	n	u	u	n	u	n
h	n	h	h	n	n	h	n
t	t	f	t	t	f	t	f
m	m	n	m	n	n	m	m
v	v	u	v	u	u	v	u
h	h	n	h	h	n	n	h
j	j	i	j	j	i	j	i
o	o	c	o	c	c	o	o

a		a	a	a	a	a	a	a
b		b	b	b	b	b	b	b
c		c	c	c	c	c	c	c
d		d	d	d	d	d	d	d
e		e	e	e	e	e	e	e
f		f	f	f	f	f	f	f
g		g	g	g	g	g	g	g
h		h	h	h	h	h	h	h
i		i	i	i	i	i	i	i
j		j	j	j	j	j	j	j
k		k	k	k	k	k	k	k
l		l	l	l	l	l	l	l
m		m	m	m	m	m	m	m

Name _____

Beginning sounds

s, m, r, t, b, n

 Stamp the beginning sound in each word



u n

o p

a t

o p



a t

e t

a d

u g



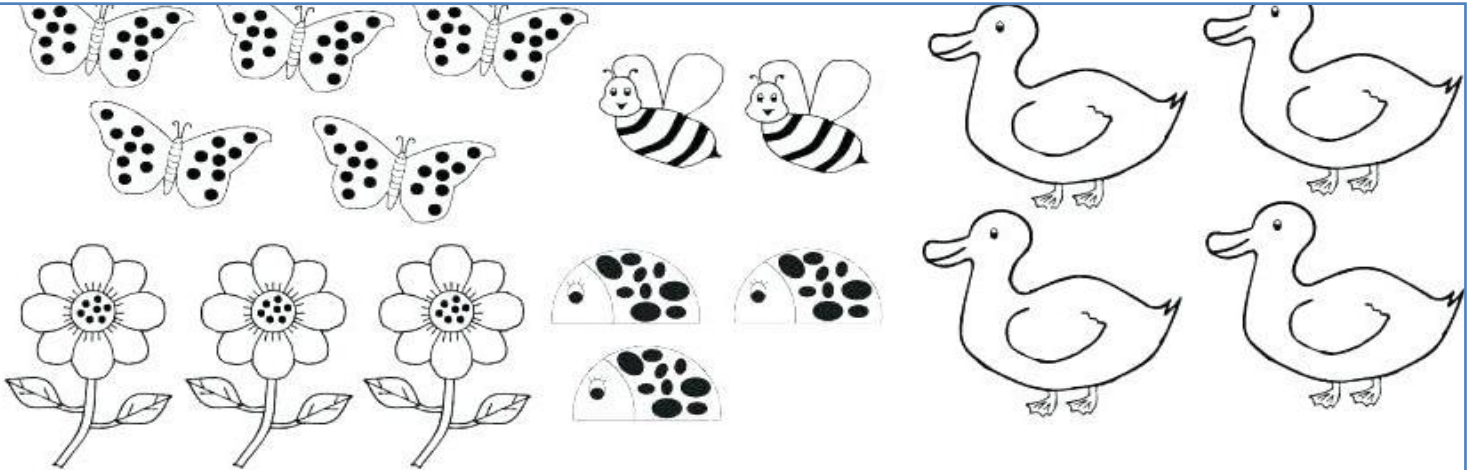
o x

a g


u t


a d


©Miss Kindergarten





Count. Write how many.

	<input type="text"/>
---	----------------------



	<input type="text"/>
---	----------------------

	<input type="text"/>
---	----------------------

	<input type="text"/>
---	----------------------

	<input type="text"/>
---	----------------------

Help the rabbit find its way to the carrots by colouring the boxes in a sequence.

9	3	6	1		
4	2	5	2		
7	0	2	3	4	5
5	8	4	8	7	6
		10	9	2	9
		7	4	8	4

Name: _____

How Many Are There?



3

4

2



5

3

6



1

0

3



5

1

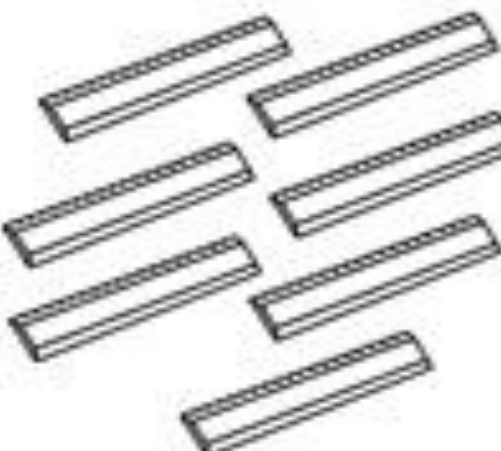
2



6

5

3



5

8

7